



Introduction to Community Eligibility Provision May 16, 2017

Presenters

Chris Boyd, Children & Youth Outreach Manager, AAFB (Tucson)

Monique Cordova, Children & Youth Outreach Manager, AAFB (Phoenix)

Association of Arizona Food Banks
www.azfoodbanks.org

Prof.
Learning
Code
3130

Webinar Goals



- ❖ CEP Basics
- ❖ CEP Impact
- ❖ Applying for CEP
- ❖ Districtwide Example (Eddie Cruz-Peach Springs USD)
- ❖ Questions and Answers

CEP Basics

What is CEP?

- ❖ Nationwide implementation in 2014
- ❖ The goal of CEP is to make it easier for schools to get meals to kids that need it most
- ❖ No more collection of free and reduced applications
- ❖ Today CEP provides free breakfast and lunch for 9.7 million kids in over 20,000 schools in the US



CEP Eligibility

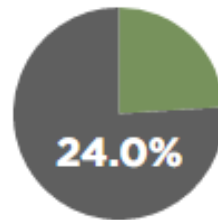
- ❖ Schools, groups of schools, or school districts must have an *identified student percentage* (ISP) of at least 40% as of April 1 of the school year prior to implementing CEP.
 - ❖ *Identified Students* are low income children who are certified for free school meals without the use of a household application.
- ❖ Participate in NSLP and SBP.

CEP Impact

Child Hunger in AZ

389,850
children in
Arizona are food
insecure

FOOD INSECURITY RATE IN
ARIZONA (CHILD)

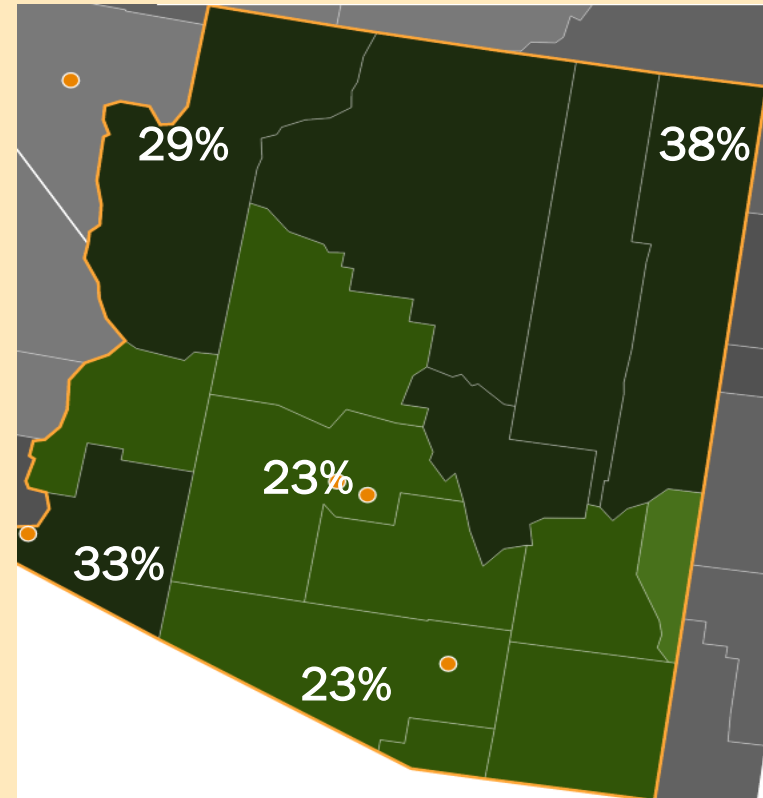


ESTIMATED PROGRAM ELIGIBILITY AMONG FOOD INSECURE CHILDREN IN ARIZONA



31% Likely ineligible for federal nutrition programs
(Incomes above 185% of poverty)

69% Income-eligible for nutrition programs
(Incomes at or below 185% of poverty)



Source: "Map the Meal Gap". Feeding America: 2015.

<http://map.feedingamerica.org/county/2015/child/arizona>

Why is it Important?

- ❖ Students can count on getting healthy meals without the stigma of being a ‘free lunch kid’ attached.
- ❖ School meals also improve students’ diets, behavior, and academic achievement



Who does CEP benefit?

- ❖ Families-
- ❖ 1. Children get two nutritious free meals per day
- ❖ 2. Families do not have to worry about cost or unpaid meal debts
- ❖ 3. Families do not have to fill out a household income application



Who does CEP benefit?

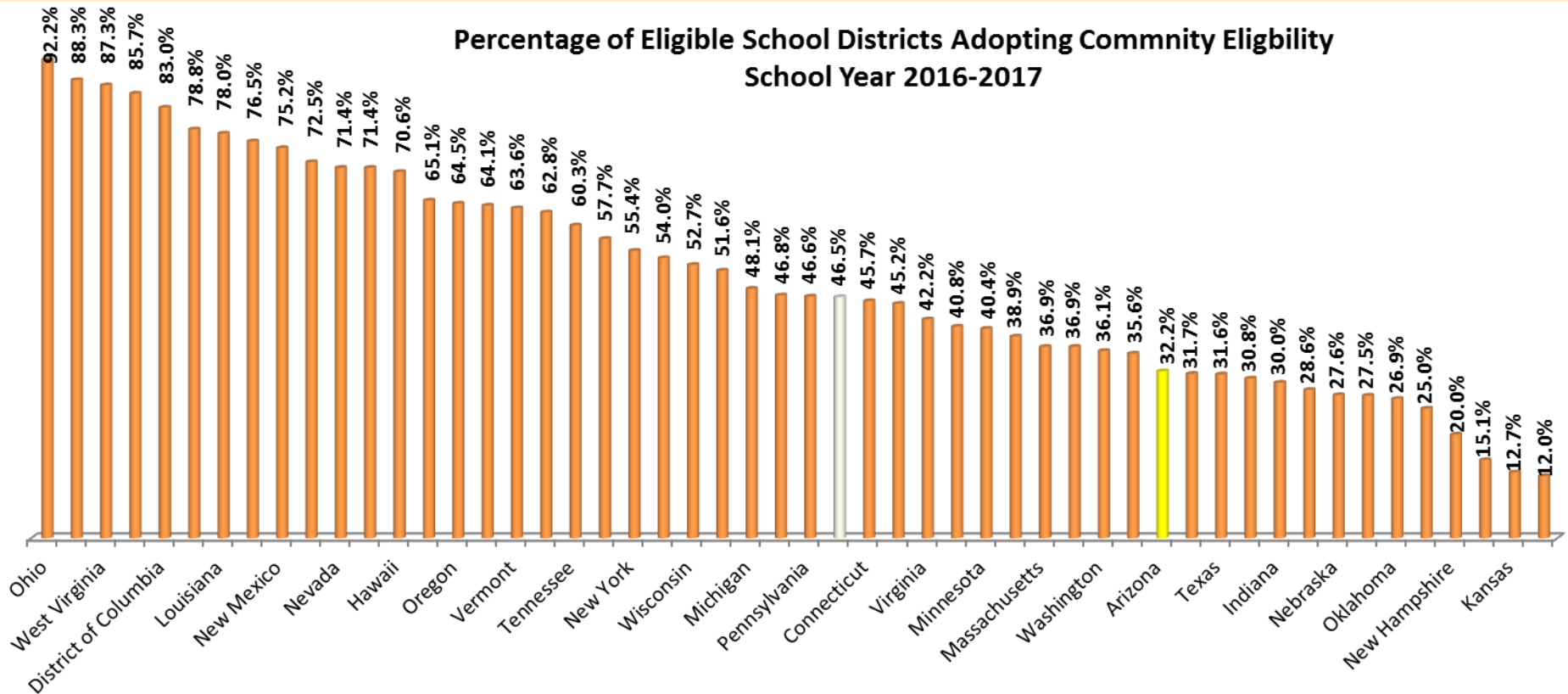
- ❖ Schools-
- ❖ 1. Can allocate staff time more efficiently due to reduced paperwork
- ❖ 2. Do not have to account for unpaid meal debts
- ❖ 3. Easier to implement an alternative breakfast model to increase participation



CEP Adoption in Arizona



- ❖ FRAC ranked Arizona 37th in the nation with 32% of districts with eligible school adopting CEP in School Year 2016-2017
- ❖ This includes approximately 100 school districts and over 94,000 students



2017 CEP Survey Results

AAFB

AAFB surveyed Year 1 CEP adopters between March 17-April 7, 2017 (19 responses) and Year 2-3 CEP adopters between March 16-April 12, 2017 (49 responses).

Survey results have been combined.

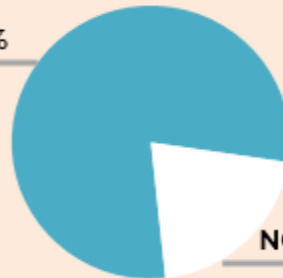


of Arizona schools that adopt CEP are **SATISFIED** and would **RECOMMEND** it to other schools

BREAKFAST

Has your breakfast participation increased since adopting CEP?

YES 79%

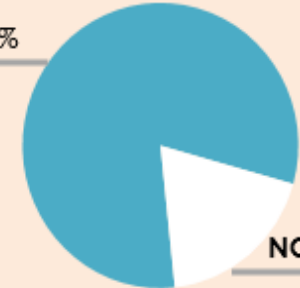


NO 21%

LUNCH

Has your lunch participation increased since adopting CEP?

YES 81%



NO 19%

Applying for CEP

Regulatory Due Dates



April 1

- ❖ The date on which the ISP must be established for determining CEP eligibility and the claiming percentages.

April 15

- ❖ State agencies notify LEAs of districtwide eligibility status and provide guidance and information.
- ❖ School level data is collected.

May 1

- ❖ State agencies post LEA districtwide and school level lists on website.

June 30

- ❖ Interested LEAs must notify their State agency of their intent to participate in CEP.
- ❖ No extension to August 31 as in SY2014-15, SY2015-16, SY2016-17.

CEP Claiming Percentages



- ❖ Meal Claim Rates
- ❖ $ISP * 1.6 = \text{claiming \% at federal FREE rate}$
 - + $ISP \geq 62.5\%$; FREE rate = 100%
 - + $ISP = 60\%$; FREE rate = 96%; PAID rate = 4%
 - + $ISP = 55\%$; FREE rate = 88%; PAID rate = 12%
 - + $ISP = 50\%$; FREE rate = 80%; PAID rate = 20%
 - + $ISP = 40\%$; FREE rate = 64%; PAID rate = 36%
- ❖ No more “reduced price” rates

USDA CEP Estimator



❖ https://www.fns.usda.gov/sites/default/files/cn/SP15-2013Estimator_8.17.16.xls

Community Eligibility Provision (CEP) Monthly Federal Reimbursement Estimator			
Use to estimate the level of Federal reimbursement received under the CEP			
District Name:			
Step 1: Calculating the Identified Student Percentage		Step 2: Federal Reimbursement Rates	
If grouping schools, use the grouping calculator to assist in determining 1.1 and 1.2.		Select the current reimbursement rates used for each program (without the \$0.06).	
Enter the number of identified students and enrolled students that is reflective of April 1 st in 1.1 and 1.2		The additional \$0.06 is applied in the next box	
1.1) Enter the number of identified students		Lunch	
1.2) Enter the TOTAL student enrollment		Breakfast	
Percentage of identified students =		Free	
This percentage must be at least 40% to be eligible		Paid	
Percentage of meals reimbursed at the Federal FREE rate =		Select "\$0.06" if the SFA is certified for the additional \$0.06.	
Percentage of meals reimbursed at the Federal PAID rate =		\$-	
Step 3: Monthly Meal Data		Estimated CEP Monthly Federal Reimbursements	
Enter in the number of LUNCHES and/or BREAKFASTS served in a month in 3.1 and 3.2		Reimbursement for LUNCH =	
3.1) Enter the total number of LUNCHES served in a month:		Reimbursement for BREAKFAST =	
3.2) Enter the total number of BREAKFASTS served in a month:		Total Reimbursement Level =	
Total number of MEALS served in a month:		Federal Reimbursement per LUNCH =	
Step 4: Anticipated Participation Change due to serving all FREE meals (for example enter 2 for 2%):		Federal Reimbursement per BREAKFAST =	
Total number of LUNCHES reimbursed at FREE rate =		Optional Comparison: Enter current monthly Federal reimbursements and student payment revenue	
Total number of LUNCHES reimbursed at the PAID rate =		LUNCH =	
Total number of BREAKFASTS reimbursed at FREE rate =		BREAKFAST =	
Total number of BREAKFASTS reimbursed at the PAID rate =		LUNCH	
CEP Difference:		Total Difference	

How to Apply




- ❖ Read SY2017-18 ADE Guidance Memo
- ❖ Sign three forms
 - + CEP Participation Form
 - + Free & Reduced Price Policy (FRPP) Statement.
 - + FRPP Statement Addendum – CEP
- ❖ Complete one form
 - + CEP Eligibility Worksheet
- ❖ Complete CEP Online Course - Pass Test

How to Apply


❖ CEP Eligibility Worksheet

- + Identify district, group, or individual sites on correct tabs; enter enrollment and ISP info as of April 1.

 CEP PARTICIPATION DISTRICT/SPONSOR SITES					
<p>When participating by district/sponsor, all sites within that district/sponsor must participate in CEP. If there are any sites that do not want to participate, then you must participate by group using the Group Sites form. If participating by district/sponsor, all schools in that district will use the same claiming percentage. Submit form(s) to Arizona Department of Education (ADE).</p>					
NAME OF DISTRICT/SPONSOR	SITE CTD NUMBER (found in CNP Web)	IDENTIFIED STUDENTS		ENROLLMENT	IDENTIFIED STUDENT PERCENTAGE
		Total number of SNAP and TANF "match" students (including siblings/other household members) and Foster students from ADE's Direct Certification system, Foster students with a Notice to Provider, certified Homeless, Migrant, or Runaway students, Head Start, pre-K Even Start students and Non applicants approved by local officials	Mark X if based on April 1 data	Total number of students eligible to participate in school lunch program	Districts with a 40% or higher identified student percentage are eligible for CEP

How to Apply

❖ CEP Online Course

A large green rectangular graphic with white text. The text reads 'ONLINE COURSE: COMMUNITY ELIGIBILITY PROVISION (CEP)'.

ONLINE COURSE: COMMUNITY ELIGIBILITY PROVISION (CEP)



Updated April 2017

"Community Eligibility Provision" is intended for the School Food Authorities in the state of Arizona. All regulations are specific to operating the National School Lunch Program under the direction of the Arizona Department of Education. This guidance reflects guidance provided by USDA and ADE policy since the time of issuance.

Professional Standards Learning Codes: 3110, 3120
Length: 1 hour

- ✘ Take test.
- ✘ Answer 8 of 10 questions correctly.
- ✘ ADE specialists will grade it and send certificate.

How to Apply

- ❖ Submit forms to ADESchoolNutrition@azed.gov or fax to 602-542-1531, Attention CEP Coordinator
- ❖ Next Step – ISP data validation
 - + Submit student enrollment and ISP data securely in accordance with guidance memo instructions
 - + ADE emails a secure email link
- ❖ Ask ADE specialists for help!

CEP Application Resources



- ❖ Guidance memo, forms, CEP Online Course are available on AAFB's website
 - + http://www.azfoodbanks.org/index.php/community_eligibility
- ❖ Also ADE Health and Nutrition Services
 - + <http://www.azed.gov/health-nutrition/special-assistance-provisions/>
 - + <http://tinyurl.com/ADECEP>

CEP District Example
Peach Springs
Unified School District

Eddie Cruz-Peach Springs USD



- ❖ CEP Adoption
 - ❖ Decision Factors
 - ❖ Application & Validation Process
- ❖ Experience since adopting



Peach Springs Unified School District
Adopted CEP SY 2016-2017

Location: Peach Springs, Mohave County
Enrollment: 199
ISP : 57.79%

Questions and Answers



Thank You!



Association of Arizona Food Banks
azfoodbanks.org
602-528-3434

Chris Boyd
Child & Youth Outreach Manager
chris@azfoodbanks.org

Monique Cordova
Child & Youth Outreach Manager
monique@azfoodbanks.org